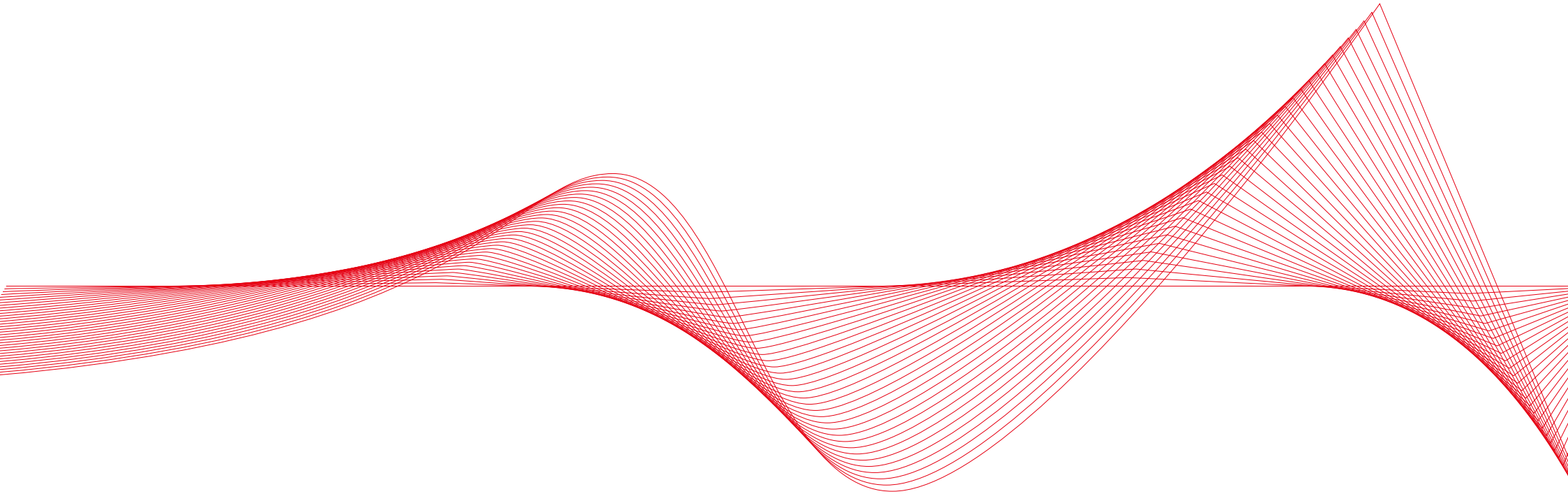


MIC68

MULTIHULL



INTRODUCTION

McConaghy Multihulls is the latest product range from McConaghy, drawing on our 50 years' of yacht building excellence, as well as a storied history in creating some of the world's best-known and best performing race boats.

Our continual innovation and investment in new materials and technologies, has allowed us to firmly establish our position at the forefront of progressive high-performance yacht building.

McConaghy is proud to now introduce an entire line of cruising multihulls to our portfolio, created in collaboration with world-leading designers.

The MC52, MC55, MC59p, MC60, MC68, MC77 and MC90 each feature clean lines, apartment-style living and overall, an open and modern dynamic that simultaneously enables more comfortable cruising and better performance; a feat not yet achieved in any other line of multihull.

One of the largest models in the range, the MC68 shares much in common with the MC60, but with a crew cabin and numerous optional upgrades that make it a true 'pocket superyacht'. The extended aft deck and flybridge upgrade options allow the owner to make the most of these spaces and add their personal touch.



TAKING MULTIHULL CRUISING TO THE NEXT LEVEL

At 68ft length overall, the MC68 offers increased interior volume, enhanced performance and impressive capabilities for spending long periods at sea.

The MC68's accommodation arrangement offers three guest cabins and one crew cabin as standard; a four-cabin layout (all en suite) or two variations of a five-cabin layout, which are ideal for a boat that will run with a live-aboard crew.

The MC68's wide saloon offers a versatile and spacious living area that, with large windows running the full length of the hulls and retractable glass doors aft, is exceptionally light and provides fantastic views. The galley is arranged open-plan to this area, which creates a loft apartment-like feel. This highly convivial space is particularly well suited to spending quality time with friends and family.

As with all McConaghy Multihulls, the MC68 has dual helm positions on the flybridge, allowing for the greatest sight lines forward as well as an elevated position that aids more difficult in-port manoeuvres. As standard, the flybridge features cushioned seating with the option to upgrade to an enlarged flybridge with a U-shaped bank of seating behind the helm stations, featuring a dining table and cushioned sun pads.

Interior styling comes from Design Unlimited, an award-winning studio with extensive experience in both large custom yachts and the production sector. Their attention to detail and innovative storage solutions allow living space to be maximised, with the client able to choose from an array of customisable options and a choice of three main interior colour schemes, which can be further modified.

The MC68 benefits from a carefully considered use of carbon that sees her precise hull forms achieve an optimum strength to weight ratio.

Under full sail, in a medium breeze, the MC68 points upwind with confidence, performing like a monohull. Off the breeze she will be simply exhilarating.



GENERAL SPECIFICATION

LOA	20M
MAX BEAM	8.8M
DRAFT	1.4M - 3.75M
STANDARD POWER	2 X 80HP
FUEL TANKS CAPACITY	600L
FRESH WATER CAPACITY	600L
HEADROOM SALOON	2.0M - 2.4M
HEADROOM HULLS	2M
DESIGNER	KER YACHT DESIGN
BUILDER	MCGONAGHY BOATS
CERTIFICATE	CE-CATEGORY A-OCEAN
STRUCTURE	BUREAU VERITAS



CONSTRUCTION

Constructed using a controlled vacuum infusion process and pressed panels of E-glass, carbon composite and Corecell for lightweight strength and rigidity.

EXTERIOR FINISH

- Painted in high quality two pack polyurethane coating
- Wide variety of colours and combinations available for hull, deck and coachroof
- Non-skid areas on the side decks
- Options for Burmese teak or Flexiteak
- Below waterline surfaces finished with epoxy primer

BASE BOAT INCLUDES - FLYBRIDGE



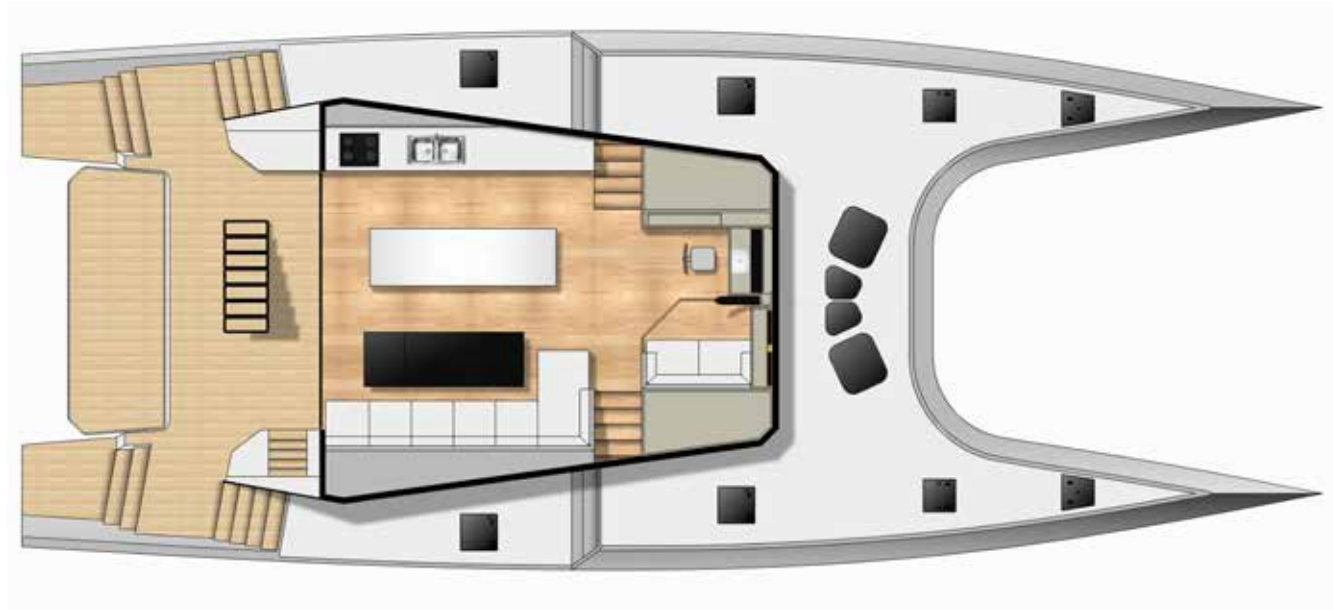
FLYBRIDGE

- Twin clear carbon helm stations, layout to suit Owner's Nav/Electronics selections
- Twin McConaghy carbon fibre steering wheels, choice of styles
- Five red courtesy lights
- Wrap-around lounge seating capable of sitting up to nine guests
- Optional hard-top bimini cover with sail viewing windows, LED lighting and weather protection
- Option for enlarged flybridge with central seating, dining area and sunbeds

COACHROOF

- Three long, safety glass skylights over the saloon
- Two forward opening hatches
- Mast step
- Track for self-tacking jib

MAIN DECK SALOON LAYOUT OPTIONS



MAIN DECK

- Open living space, free of bulkheads and partitions
- Three long sky lights, two forward opening hatches
- Interior options from superyacht specialists Design Unlimited
- Choice of hull and head linings, soles, fabrics, joinery and fittings
- Overhead down lights, recessed strip lights overhead and at floor level, all dimmer LEDs.
- Large electric sliding side windows for unencumbered views with safety locks

BASE BOAT INCLUDES - MAIN DECK & AFT DECK

SALOON TO PORT - GALLEY & THE ISLAND

- Custom 'Island' housing:
 - Isotherm stainless drawer fridge 160L
 - Isotherm stainless drawer freezer 160L
 - Other optional domestic equipment: dishwasher, ice maker and wine fridge
- Galley:
 - Twin stainless steel sinks choice of faucets
 - Three or four burner gas stove and oven (may require local certification) or electric/induction stove and oven
 - Storage under bench tops, cupboards and draws all soft close
 - In-built garbage bin

SALOON TO STARBOARD - LOUNGE & DINING AREA

- Long L-shaped settee and fixed dining table starboard
- Corner settee or twin seats forward, adjacent to navigation station
- Under seating storage
- 110/230V AC sockets and USB sockets

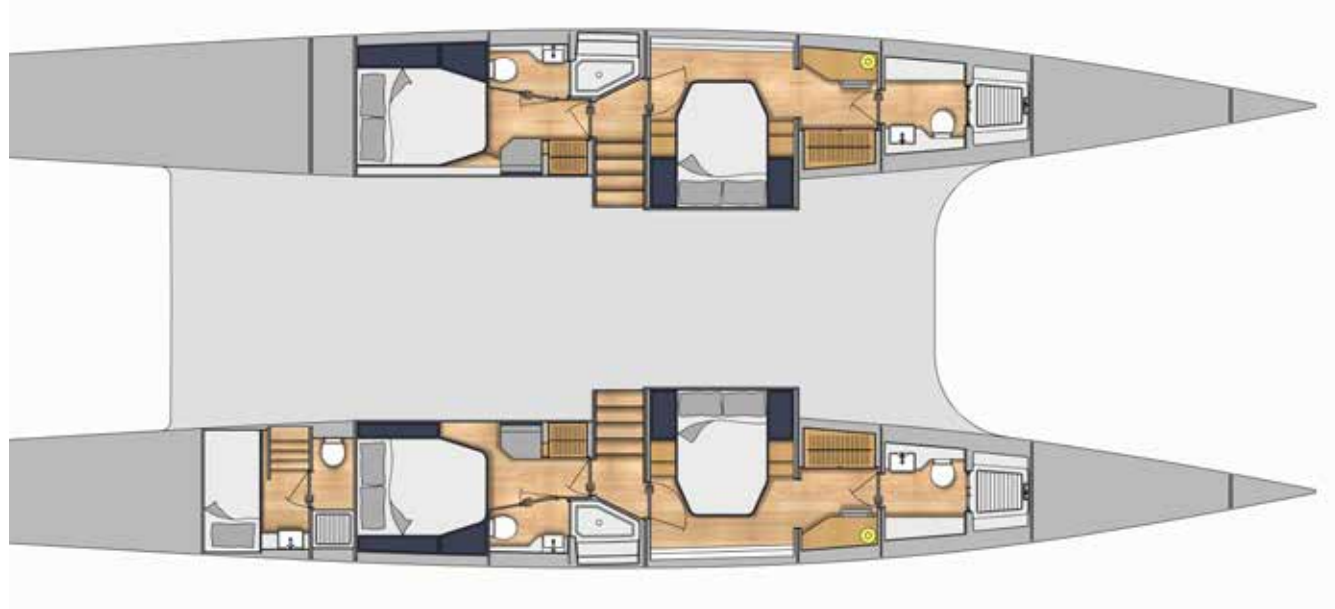
NAVIGATION STATION FORWARD

- Clear carbon instrument and control panel with different layout options
- Red/white LED light
- Pivoting hand embroidered leather helm seat
- Excellent visibility

AFT MAIN DECK

- Frameless bi-folding safety glass doors between
- Overhead down lights
- Clear carbon stairs and handrails to fly bridge with illuminated steps
- Transom steps, port and starboard, with discreet lighting
- Hidden rain shower recessed into fly bridge structure
- Telescopic swim ladder discretely housed inside the transom
- Clear carbon guard rails and fastening loops for lifelines
- Access to sound insulated engine rooms
- Activators for engine room fire suppression system

BASE BOAT INCLUDES - ACCOMMODATION LAYOUT OPTIONS



ACCOMMODATION

- Spacious, well appointed cabins with efficient use of space for storage
- Choice of bespoke hull and head linings, soles, fabrics, joinery and fittings
- Overhead down lights, recessed strip lights overhead and at floor level, bedside lamps in the cabins, all dimmer LEDs.
- Forward opening hatches over accommodation spaces, smaller hatches over heads

BASE BOAT INCLUDES - ACCOMMODATION

PORT HULL

FORWARD HEAD, SHOWER & DRESSING ROOM

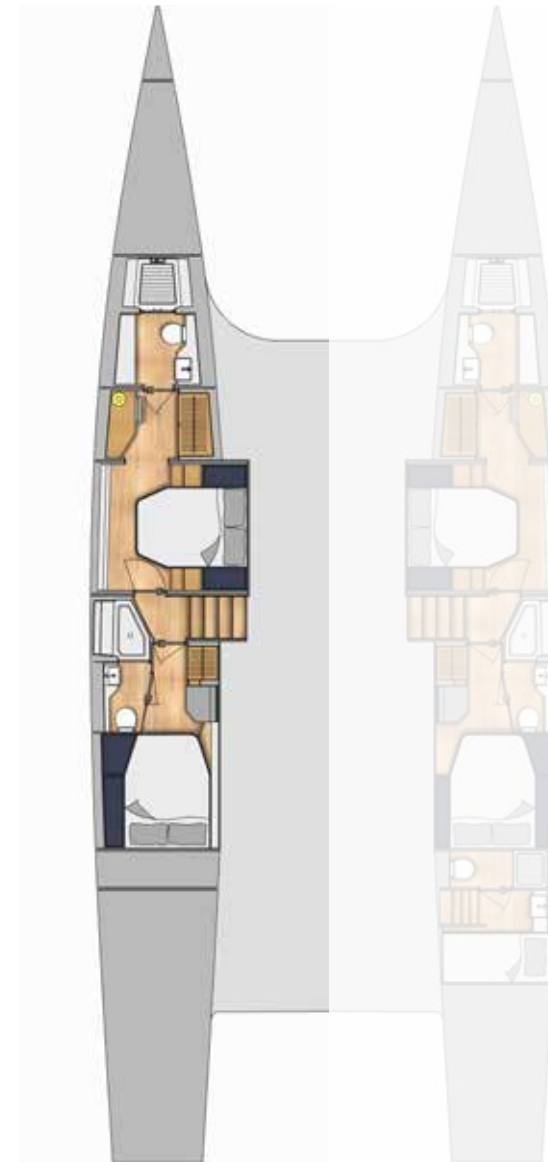
- Shower with choice of fittings, stone effect liners, corian sole
- Sink with choice of faucets
- Cabinet below sink and another above sink with mirror
- Electric toilet
- Hanging locker and cupboard space
- Full length mirrors in dressing room
- Small seat in dressing area
- 110/230V AC sockets and USB sockets

MIDSHIP VIP CABIN

- Large seaward facing double berth
- Oversized safety glass window
- Ample storage under berth including drawers
- Choice of reading lights and lamps
- 110/230V AC sockets and USB sockets

AFT CABIN, HEAD & SHOWER

- Double berth or twin single berths
- Ample storage underneath berths and in overhead lockers
- Choice of reading lights and lamps
- Dresser with soft close drawers
- 110/230V AC sockets and USB sockets
- Shower with choice of fittings, stone effect liners, corian sole
- Sink with choice of faucets
- Cabinet below sink and another above sink with mirror
- Electric toilet



BASE BOAT INCLUDES - ACCOMMODATION

STARBOARD HULL

FORWARD HEAD, SHOWER & DRESSING ROOM

- Shower with choice of fittings, stone effect liners, corian sole
- Sink with choice of faucets
- Cabinet below sink and another above sink with mirror
- Electric toilet
- Hanging locker and cupboard space
- Full length mirrors in dressing room
- Small seat in dressing area
- 110/230V AC sockets and USB sockets

MIDSHIP LOUNGE/DEN

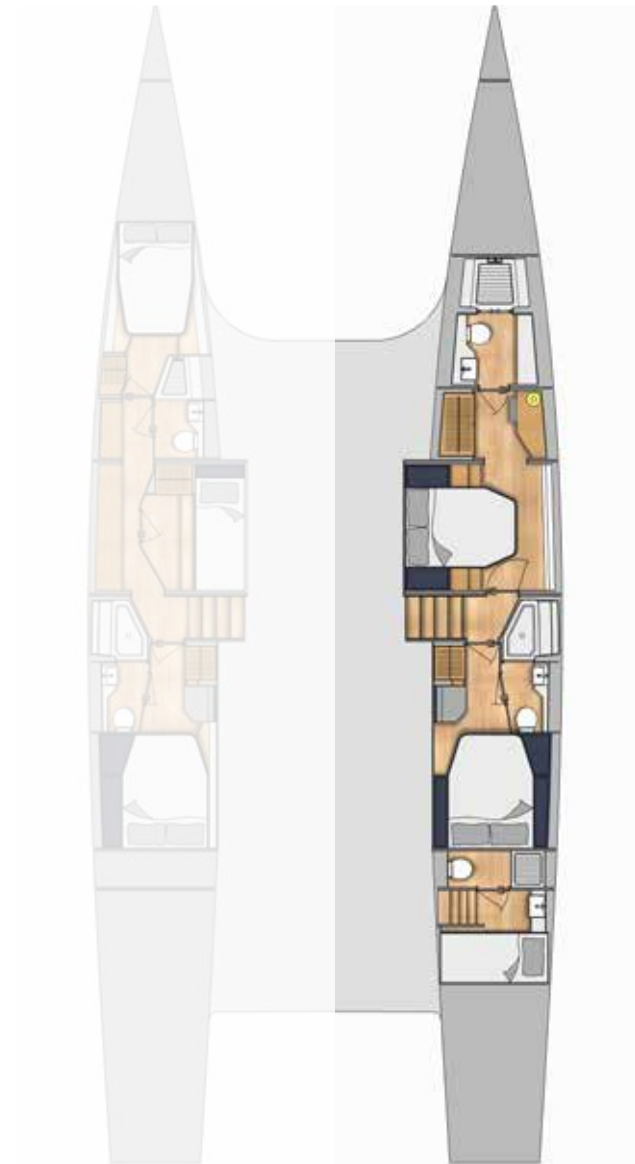
- Large seaward facing double berth
- Oversized safety glass window
- Ample storage under berth including drawers
- Choice of reading lights and lamps
- 110/230V AC sockets and USB sockets

AFT OWNER'S DOUBLE BERTH

- Double berth or twin single berths
- Ample storage underneath berths and in overhead lockers
- Choice of reading lights and lamps
- Dresser with soft close drawers
- 110/230V AC sockets and USB sockets
- Shower with choice of fittings, stone effect liners, corian sole
- Sink with choice of faucets
- Cabinet below sink and another above sink with mirror
- Electric toilet

CREW CABIN

- Single berth
- Manual head
- Shower
- Sink with cabinet
- Separate access to aft deck



UPGRADE OPTION FOR A 4 CABIN STARBOARD HULL THAT BECOMES AN IDENTICAL REFLECTION OF THE PORT HULL.

INTERIOR SCHEME 1

SWEDEN



INTERIOR SCHEME 2

HONG KONG



INTERIOR SCHEME 3

BERMUDA



ELECTRICAL & MECHANICAL

INTERIOR, NAVIGATION LIGHTING & AC/DC POWER

- All Lights LED
- Reading lights and lamps in each cabin
- Down and recessed dimmer lights throughout saloon and down lights in accommodation, overhead and floor level
- Coachroof and flybridge underside lights and cockpit lights
- Hella navigation lights: anchor, deck, port, starboard, stern, steaming
- CZone Digital Switching System including touch screen, ipad compatible, voltage, tank, bilge and fuse alarms, lighting (switches and dimmers), custom controls for centreboards and hydraulic transom
- AC/DC breaker panel
- AGM batteries, engine and generator start batteries and option for lithium ion and additional inverters for silent running
- Shore power combi inverter
- Navigational system options: Full suite of Raymarine or B&G instruments

v

MECHANICAL

- Twin 80hp engines with sail drive and feathering propellers with option for 80hp
- Option for retractable bow thruster
- Two fuel tanks 300L each, total 600L
- Insulation in engine rooms
- Fresh water engine cooling system
- Engine instrument panel at helm station
- Racor500 fuel filters
- Exhaust waterlocks
- Water separator
- Exhaust muffler
- Two fuel level sensors
- Two deck fillers
- Hydraulic steering system

FRESH WATER

- Four Rule automatic bilge pumps
- Two Henderson MK 5 universal manual bilge pump
- Pressurised hot and cold water system
- Two Isotherm water heaters – 40L
- One Whale universal pressure pump
- Three black water tanks 60L/120L
- Two fresh water tanks 300L each, total 600L
- Fresh water tank level sensor
- Holding tank sensor

DECK & APPENDAGES

DECK EQUIPMENT & RUNNING RIGGING

- Four x Harken 70.3 STEP 24v electric radial winches
Additional deck equipment, running rigging, clutches and organisers for a mainsail and self-tacking jib included
- Jib furler: Harken MKV1 Unit 3 or equivalent
 - Numerous optional performance packs for Gennaker, Code Zero, staysails

HATCHES

- Lewmar flush deck hatches drained to waterline

ANCHORING & MOORING

- Lewmar electric windlass, anchor, chain and warp
- Cleats: Six Nomen folding cleats

MISCELLANEOUS DECK HARDWARE

- McConaghy clear carbon composite stanchions
- Clear carbon recessed coachroof handrails port and starboard
- Stainless steel life lines
- Two deck water fillers
- Two deck fuel fillers
- Two deck waste pump-outs
- Foredeck trampoline, choice of colours

BELOW WATERLINE APPENDAGES

- Optional upgrade to hydraulic centreboards

HYDRAULIC CENTERBOARDS

- Composite centreboards, push-button deployed with three pre-set positions. Flush with hull when retracted.
- Fully deployed: 3.75m
- Mid-position: 1.95m
- Fully retracted: 1.35m

LONGERON / SPIRIT

- Carbon composite Longeron with custom components

RUDDER & STEERING

- Balanced spade twin rudders
- Self aligning bearings
- Hydraulic Steering: Emergency tiller



MC68
MULTIHULL

McCONAGHY

MULTIHULLS

FOR MORE INFORMATION PLEASE CONTACT:

Mark Evans

Director

mevans@mconaghyboats.com

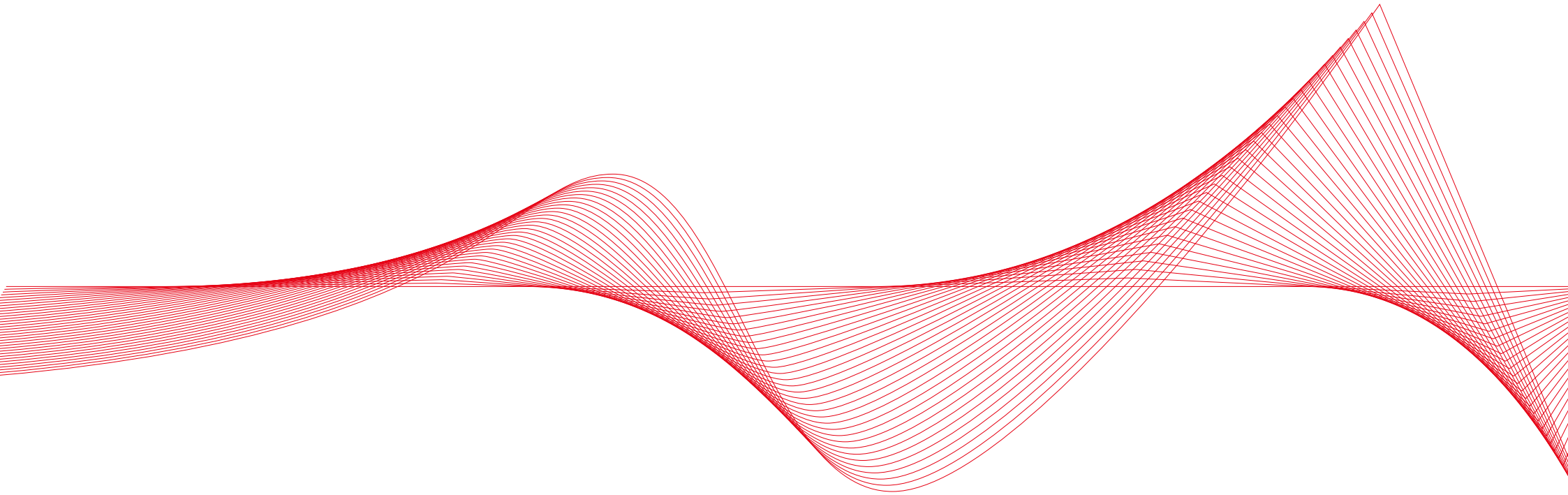
Mobile: +852 5501 6001

www.mconaghyboats.com

CONFIDENTIALITY, RESTRICTIONS AND COPYRIGHT

© McConaghy Boats, This document and all information herein is confidential, commercially sensitive, and the property of McConaghy Yachts. This document is not an offer capable of acceptance, and any final agreement for the build of any yacht will be agreed and then recorded in a formal shipbuilding agreement. We reserve the right to withdraw this document, and or to review this document and update it at our absolute discretion. This document must not be reproduced, copied, loaned or disposed of directly or indirectly, nor used for any purpose other than that for which it is specifically furnished without the prior written consent of McConaghy Yachts.

McCONAGHY
MULTIHULLS



MC68
MULTIHULL